

Double-Deck Terminal Block

2.5 (4 "f-st") mm²; 870 Series

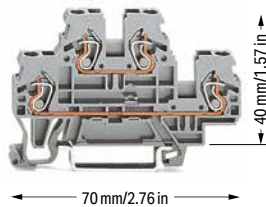
Technical Data

0.08 ... 2.5 (4 "f-st") mm² ① | 28 ... 12 AWG
500 V/6 kV/3 ②

I_N 24 A | 300 V, 20 A, ③

Terminal block width: 5 mm / 0.197 inch

6 ... 7 mm / 0.24 ... 0.28 inch



Double-deck terminal block; Through/through terminal block; Gray housing

	Item No.	Pack. Unit
○ L/L	870-501	50
○ N/L	870-502	50
○ L/N	870-503	50

Double-deck terminal block; Through/through terminal block; Blue housing

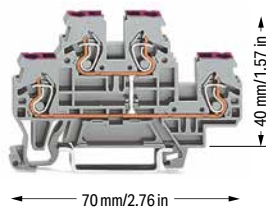
● N/N 870-504 ③ 50

Double-deck terminal block; Through/through terminal block; Light gray housing

○ L/L ④ 870-961 ④ 50

Other terminal blocks with the same profile:

Diode	870-540/281-410	Page 436
LED	870-543/281-434	Page 436



Double-deck terminal block; 4-conductor through terminal block; internally commoned; Violet conductor entry; Gray housing

	Item No.	Pack. Unit
○ L	870-508	50

Double-deck terminal block; 4-conductor through terminal block; internally commoned; Violet conductor entry; Blue housing

● N 870-509 ③ 50

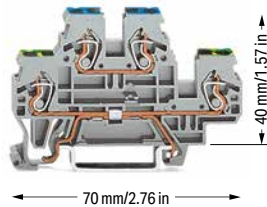
Technical Data

0.08 ... 2.5 (4 "f-st") mm² ① | 28 ... 12 AWG
500 V/6 kV/3 ②

I_N 24 A

Terminal block width: 5 mm / 0.197 inch

6 ... 7 mm / 0.24 ... 0.28 inch




Double-deck terminal block; Ground conductor/through terminal block; Gray housing

	Item No.	Pack. Unit
○ GND/N	870-517	50
○ GND/L	870-527	50

Double-deck terminal block; Ground conductor/through terminal block; Light gray housing

○ GND/L ⑤ 870-967/999-950 ③ 50



Double-deck terminal block; 4-conductor ground terminal block; internally commoned; Green-yellow housing

	Item No.	Pack. Unit
● GND	870-507	50

① Max. insulation diameter: 4.4 mm

② 500 V = rated voltage
6 kV = rated impulse voltage
3 = pollution degree (see Section 14)

③ Terminal blocks with a blue insulated housing are suitable for Ex i applications.

④ Suitable for Ex e II applications
0.2 ... 2.5 (4 "f-st") mm² / 24 ... 12 AWG
440 V; 22 A (see Section 14)
Using one or more push-in type jumper bars, the maximum rated voltage is reduced to 275 V and the rated current to 13.5 A.

See application notes for:
Insulation stop, see page 346
Group marker carrier, page 435

Approvals and corresponding ratings, visit www.wago.com

Accessories; 870 Series

Appropriate marking systems:
Mini-WSB/Mini-WSB Inline/WMB/WMB Inline

End and intermediate plate; 2 mm thick

orange	870-519	100 (25)
gray	870-518	100 (25)

Ex e/Ex i separator; orange; 3 mm thick

125.5 mm	209-192	50 (25)
----------	---------	---------

Insulation stop; 0.08 ... 0.2 mm² "s" (0.14 mm² "f-st"); 5 pcs/strip

white	280-470	200 (25)
-------	---------	----------

Insulation stop; 0.25 ... 0.5 mm²; 5 pcs/strip

light gray	280-471	200 (25)
------------	---------	----------

Insulation stop; 0.75 ... 1 mm²; 5 pcs/strip

dark gray	280-472	200 (25)
-----------	---------	----------

Protective warning marker; with black high-voltage symbol; for 5 terminal blocks

yellow	280-405	100 (25)
--------	---------	----------

Push-in type jumper bar; insulated; I_N 18 A; light gray

2-way	870-402	200 (25)
3-way	870-403	200 (25)
4-way	870-404	100 (25)
5-way	870-405	100 (25)
6-way	870-406	100 (25)
7-way	870-407	100 (25)
8-way	870-408	100 (25)
9-way	870-409	100 (25)
10-way	870-410	50 (25)

Push-in type jumper bar; insulated; I_N 18 A; light gray

1 to 3	870-433	200 (25)
1 to 4	870-434	200 (25)
1 to 5	870-435	100 (25)
1 to 6	870-436	100 (25)
1 to 7	870-437	100 (25)
1 to 8	870-438	100 (25)
1 to 9	870-439	100 (25)
1 to 10	870-440	50 (25)

7